

Waterloo Wellington Hospital Capacity Report (Omicron Wave)

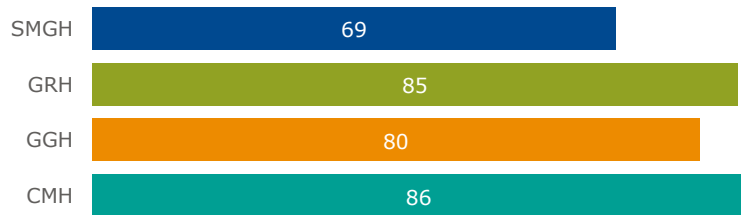
Occupancy and Activity information

CMH GGH GMCH/NWHC GRH SMGH

This section describes the overall activity of the hospital including the use of the emergency department (ED), acute care beds and intensive care unit (ICU) beds. This includes both COVID and non-COVID care. Hospitals in the region have added a total of 235 new beds in this region during the pandemic across the seven hospitals and hundreds of additional staff.

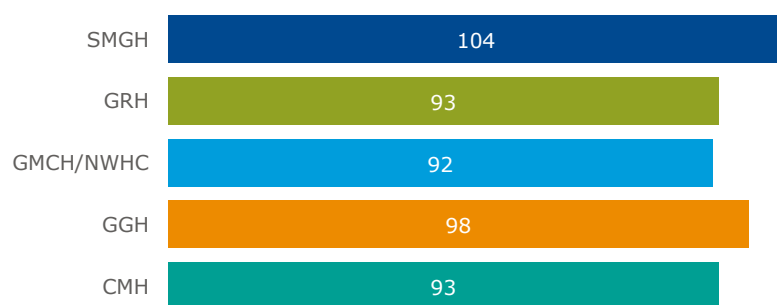
ICU Occupancy (%) (1)

Source: Hospital Reporting



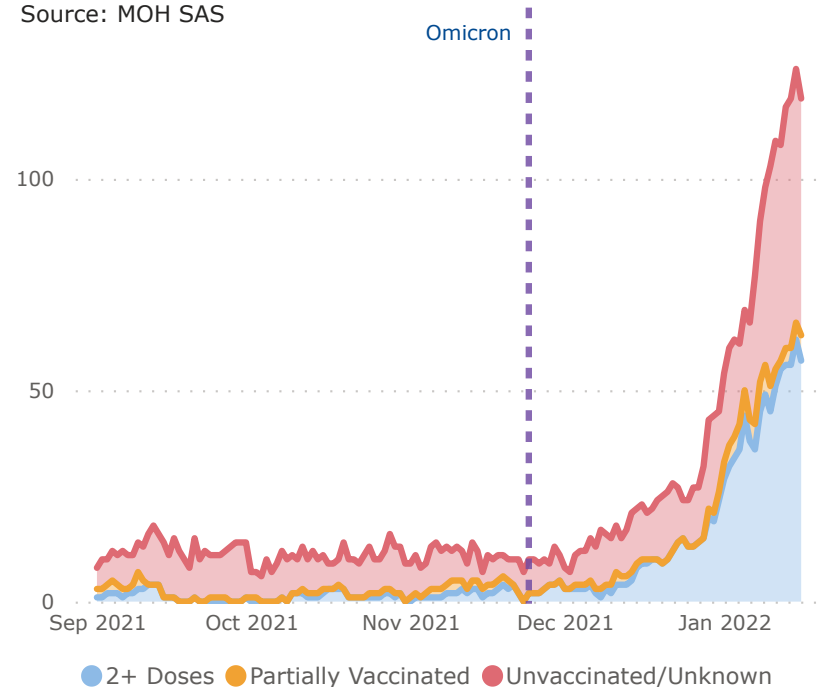
Acute Care Occupancy (%) (2)

Source: Hospital Reporting



COVID +ve Hospitalizations by Vaccination Status

Source: MOH SAS

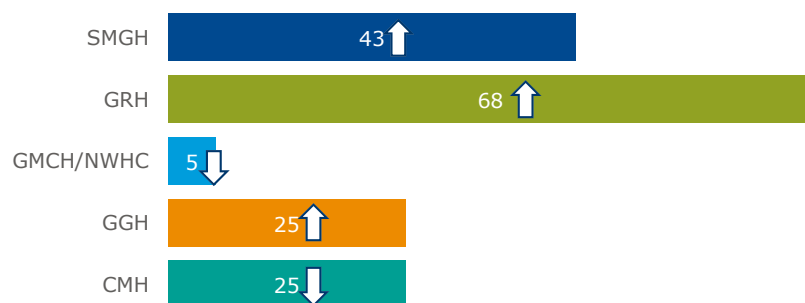


COVID information

This section describes the number of patients requiring COVID care at our hospitals.

Current COVID +ve Hospitalizations

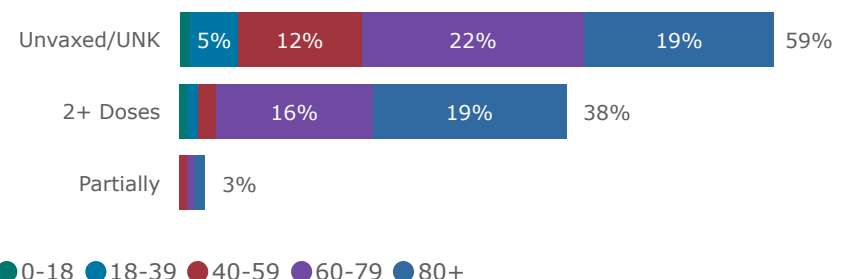
Source: Hospital Reporting



Arrows: Compared to last report

WW COVID +ve Hospitalizations by Age and Vaccination (%)

Source: Hospital Reporting




Implications of COVID for the workforce

Prevalence of COVID in the community is very high and across all sectors/organizations, and the workforce is being impacted. This section describes the number of staff impacted by COVID (COVID positive, and/or isolating at home due to high-risk contact). It does not reflect additional reasons staff may not be at work.

Staff Impacted by COVID-19 (4)

Source: Hospital Reporting



(1) ICU Occupancy includes level 3 beds

(2) Acute care Occupancy excludes ICU, Child Birth, Mental Health, & On-Service Pediatric Beds

(4) Staff impacted by COVID (including work isolation); does not include other reasons staff may be off

Refresh Date: 01/18/2022 10:58

For more information please contact the reporting team at reporting@smgh.ca