

Waterloo Wellington Hospital Capacity Report (Omicron Wave)

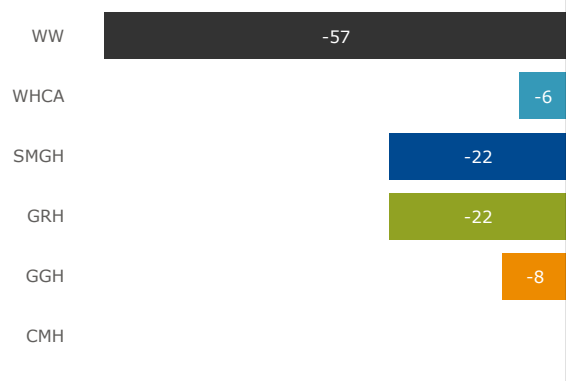
Beds Available and ED Activity

This section highlights available beds at a point in time to support patients presenting at our hospitals. Positive numbers suggest there are beds available to support patients. A negative number means that a hospital is full, and supporting patients waiting for admission from the ED.

Reminder: The total beds in our region has increased by 235, (nearly a third more for each hospital that was able to add beds). To support the recent Omicron surge further additional beds have been added.

Available Med/Surg Beds (as of 9am)⁽¹⁾

Source: Hospital Reporting



Available ICU Beds (as of 9am)⁽²⁾

Source: Hospital Reporting



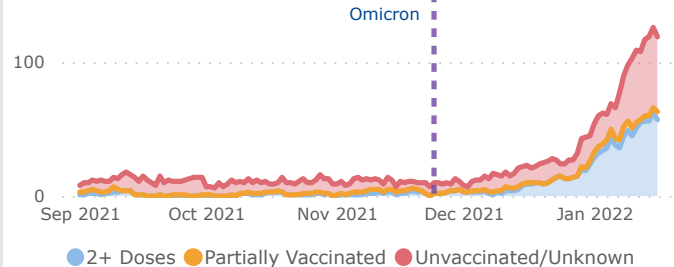
COVID information

● WW ● WHCA ● SMGH ● GRH ● GGH ● CMH

This section describes the number of patients requiring COVID care at our hospitals.

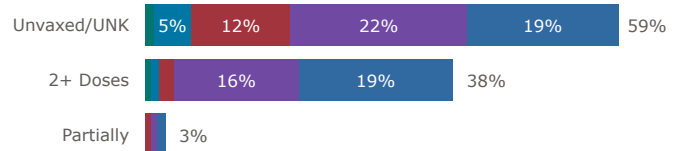
COVID +ve Hospitalizations by Vaccination Status

Source: MOH SAS



WW COVID +ve Hospitalizations by Age and Vaccination (%)

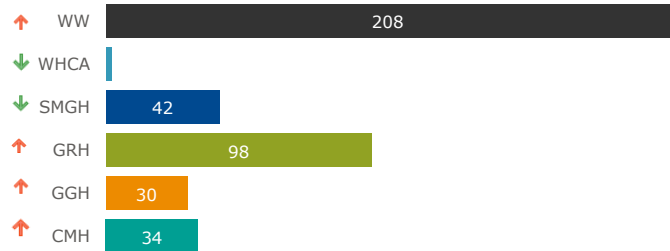
Source: Hospital Reporting



● 0-18 ● 18-39 ● 40-59 ● 60-79 ● 80+

Current COVID +ve Hospitalizations

Source: Hospital Reporting



Arrows: Compared to last report

Implications of COVID for the workforce

Prevalence of COVID in the community is very high and across all sectors/organizations, and the workforce is being impacted. This section describes the number of staff impacted by COVID (COVID positive, and/or isolating at home due to high-risk contact). It does not reflect additional reasons staff may not be at work.

Staff Impacted by COVID-19⁽³⁾

Source: Hospital Reporting



(1) Incl. open and staffed Med./Surg. beds net of admitted patients waiting in ED or in decant units.

(2) ICU beds are those that are open and staffed.

(3) Staff impacted by COVID (including work isolation); does not include other reasons staff may be off

Refresh Date: 1/21/2022 11:06

For more information please contact the reporting team at reporting@smgh.ca