

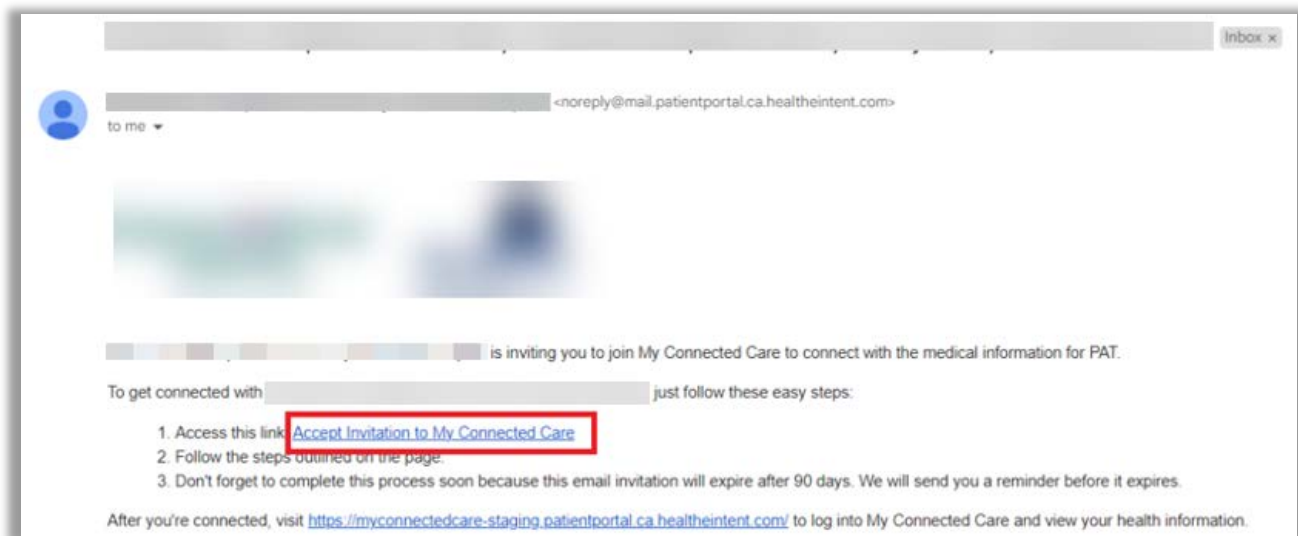
Portal Enrollment – Accepting Invitation

Enrolling in My Connected Care

Creating an Account

Accepting an Invitation

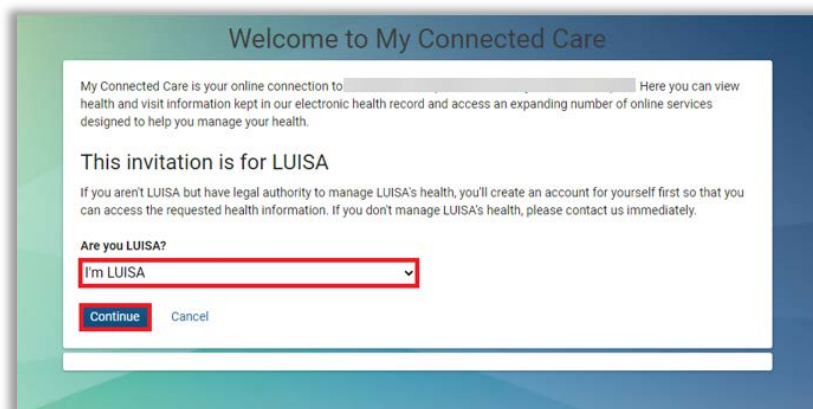
You will receive an email from WRHN once you are registered to be enrolled for the portal by the clerical staff.



1. Open the email and click on **Accept Invitation to My Connected Care**.
2. The **My Connected Care** page will open, and you will be instructed to validate your information.

Verifying Information

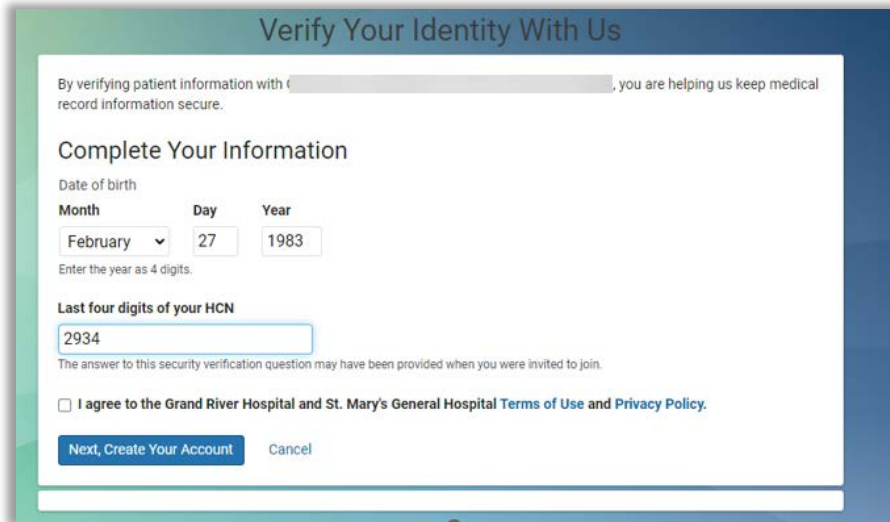
1. Verify that the invitation is in your name and select **Continue**.
 - a. Select the option: **I'm NAME** if you are the patient.
 - b. If you are an authorized representative, select the option: **I manage NAME's health**.
 - c. Click **Continue**.



2. Complete your information by entering your **Date of birth** and the **Last four digits of your HCN** (health card number).

3-Jun-25

3. Click on the Terms of Use and Privacy Policy links to read them, then select the box to agree.
4. Click **Next, Create Your Account**.



Verify Your Identity With Us

By verifying patient information with (), you are helping us keep medical record information secure.

Complete Your Information

Date of birth

Month	Day	Year
February	27	1983

Enter the year as 4 digits.

Last four digits of your HCN

2934

The answer to this security verification question may have been provided when you were invited to join.

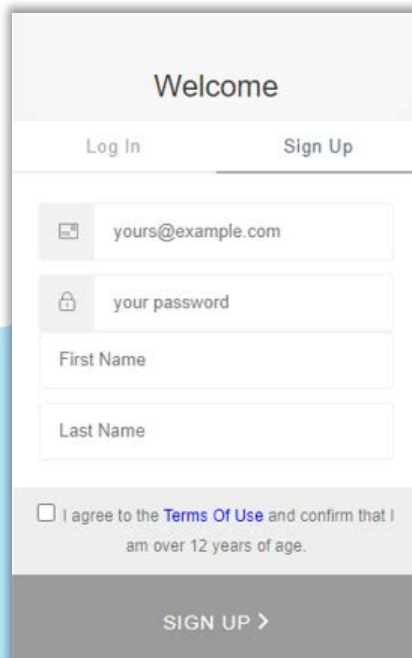
☐ I agree to the Grand River Hospital and St. Mary's General Hospital [Terms of Use](#) and [Privacy Policy](#).

Next, Create Your Account Cancel

Creating Log In

Set up your login in the **Sign Up** tab. If you already have an account but are enrolling for a new role (e.g. authorized user), use the **Log In** tab instead.

1. Enter your **email**, **password**, **First Name**, and **Last Name**.
2. Select the box to agree to the **Terms of Use** (click on the link to read the Terms of Use).
3. Click on **SIGN UP**.



Welcome

Log In Sign Up

First Name

Last Name

☐ I agree to the [Terms Of Use](#) and confirm that I am over 12 years of age.

SIGN UP >

Tips for a Strong Password

- At least 8 characters in length
- Include 3 of the following:
 - Lowercase letters (a-z)
 - Uppercase letters (A-Z)
 - Numbers (0-9)
 - Special characters (!@#\$%^)
- Use a password that is different from others you use

Access to **My Connected Care** is confirmed, and you will receive a confirmation email.