

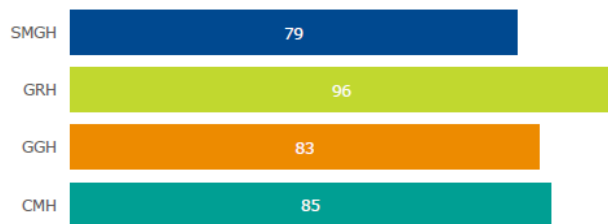
# Waterloo Wellington Hospital Capacity Report (Omicron Wave)

Refresh Date: 01/07/2022

## Occupancy and Activity information

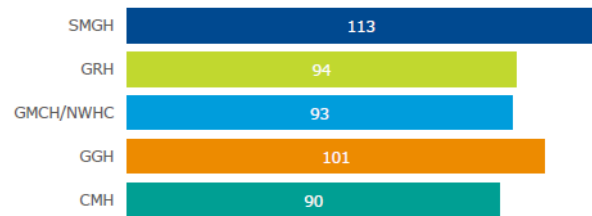
This section describes the occupancy of the hospital including the use of acute care beds and intensive care unit (ICU) beds. This includes both COVID and non-COVID care. Hospitals in the region have added a total of 235 new beds and hundreds of additional staff during the pandemic, across the seven hospitals. For reference, GMCH/NWHC represents three hospitals (Groves, Palmerston and Louise Marshall). Future reports will include other data points including ED visit rates.

ICU Occupancy (percent) \*\*



Source: CCSO

Acute Care Occupancy (percent) \*\*\*

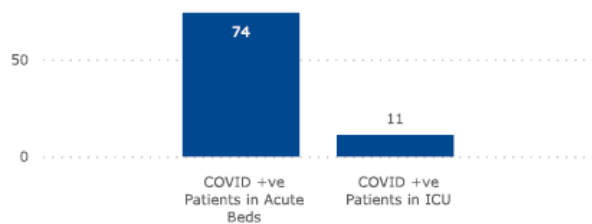


Source: OH WEST COVID Dashboard

## COVID information

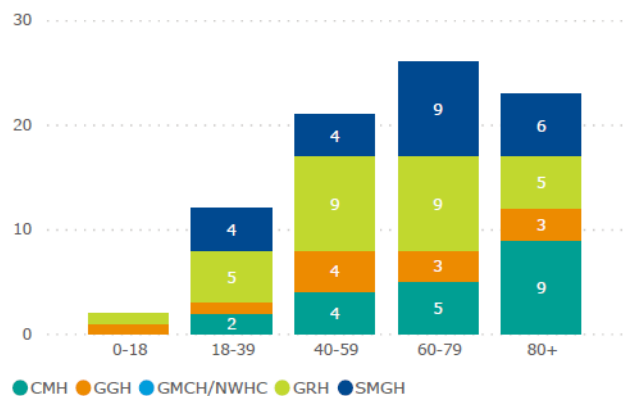
This section describes the number of patients requiring COVID care at our hospitals on the day of the report. Future reports will include patient vaccination status.

# of Hospitalized COVID + (infectious) Patients



Source: OH WEST COVID Dashboard

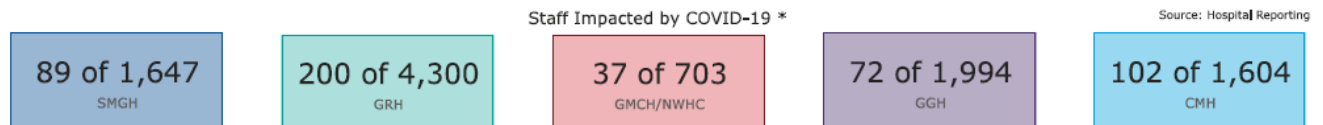
COVID Hospitalizations by Age and Hospital



Source: Hospital Reporting

## Implications of COVID for the workforce

*Prevalence of COVID in the community is very high and across all sectors/organizations, and the workforce is being impacted. This section describes the number of staff impacted by COVID (COVID positive, and/or isolating at home due to high-risk contact). It does not reflect additional reasons staff may not be at work.*



\*Staff impacted by COVID does not include other reasons staff may be off

\*ICU occupancy includes Level 2 beds, not typically used for COVID care

\*\*\*Acute care occupancy excludes ICU, Childbirth, Mental Health and On-Service Pediatric Beds. It does not include patients waiting in the ED for a bed and does not factor in blocked beds

Refresh Date: 1/7/2022 13:31

For more information please contact the reporting team at [reporting@smgh.ca](mailto:reporting@smgh.ca)