



Media Release

For Immediate Release

Waterloo Wellington COVID Report

Waterloo Region & Wellington County | February 18, 2022 – Attached is the Waterloo Wellington COVID Report for Friday, February 18, 2022 that local hospitals have committed to jointly providing weekly.

[The Region of Waterloo's wastewater signal](#) remains high, but the good news is that it is on the decline. Across Waterloo Wellington hospitals we also continue to see a decline in the number of patients in our care with COVID-19, from 86 last Friday to 70 today. With fewer staff impacted by COVID-19, hospitals have begun a phased approach to resuming non-urgent and non-emergent surgeries and procedures this week, beginning first with day surgeries and diagnostic procedures.

Currently, local hospitals are ranging between 54% to 92% of surgeries resumed in this first week since Directive 2.0 was rescinded, compared to pre-pandemic (2019) levels. As we work towards our first collective goal of 70% of surgeries resumed, key indicators will be closely monitored including a continued decline in COVID-19 hospitalizations, sufficient medical and critical care bed capacity, current outbreaks, and staffing levels. We will also work to smooth capacity together, transferring patients as needed. This system-of-care approach will ensure that as we move through each phase of ramp-up, hospitals will do so at the same time providing services equitably across our communities.

"It is good to be in a position to resume some surgery and imaging this week," says Lee Fairclough, Regional Hospital Lead for COVID response and President, St. Mary's General Hospital. "Though it will be gradual given the ongoing prevalence of COVID-19 circulating in the community and patients still hospitalized for COVID-19, it's a start for those that have been waiting for this care. Thank you for the ongoing support of the community as we continue through this pandemic."

More Information:

Stephan Beckhoff
Manager, Public Affairs & Communications
Cambridge Memorial Hospital
sbeckhoff@cmh.org
t: 519-621-2333 ext. 2427
m: 519-654-8334

Cheryl Evans
Manager, Communications and
Engagement
Grand River Hospital
cheryl.evans@grhosp.on.ca
t: 519-749-4300 ext. 3880
m: 226-749-0689

Alison Armstrong
Manager, Communications and
Stakeholder Relations
Wellington Health Care Alliance
Groves Memorial Community Hospital
North Wellington Health Care
aarmstrong@whca.ca
519-843-2010 ext. 47614

Perry Hagerman
Senior Communications Specialist
Guelph General Hospital
PHagerman@gghorg.ca
519-837-6440 ext. 2774

Dayna Giorgio
Manager, Communications
St. Mary's General Hospital
dgiorgio@smgh.ca
519-895-6540

Waterloo Wellington Hospital Capacity Report (Omicron Wave)

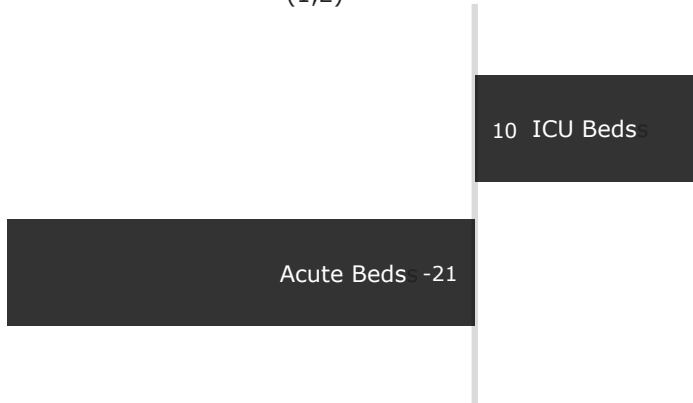
Beds Available and ED Activity

This section highlights available beds at a point in time to support patients presenting at our hospitals. Positive numbers suggest there are beds available to support patients. A negative number means that a hospital is full, and supporting patients waiting for admission from the ED.

Reminder: The total beds in our region has increased by 235, (nearly a third more for each hospital that was able to add beds). To support the recent Omicron surge further additional beds have been added.

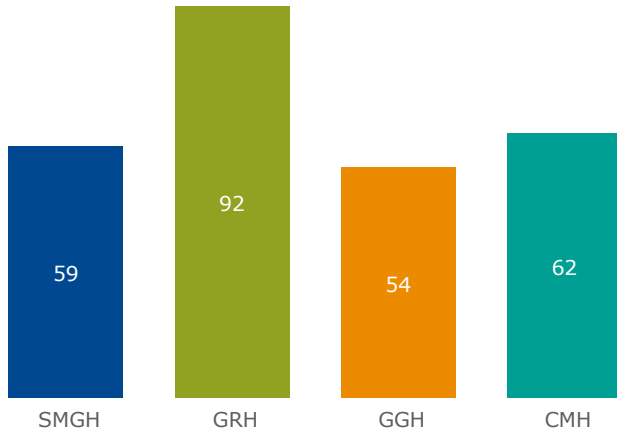
WW Available Beds (as of 9am)

Source: Hospital Reporting (1,2)



% of Surgery Resumed Compared to Pre-Pandemic For Hospitals Reporting (4)

Source: Hospital Reporting



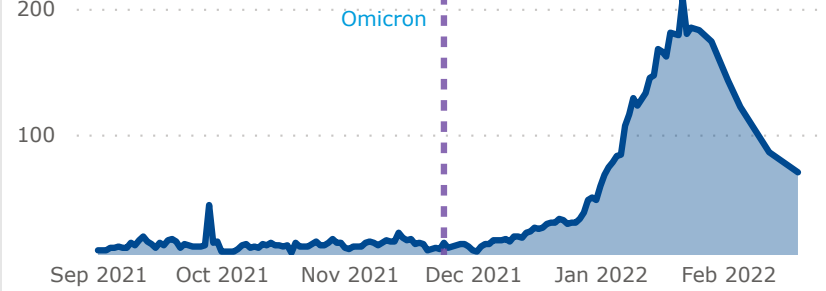
COVID information

● WW ● WHCA ● SMGH ● GRH ● GGH ● CMH

This section describes the number of patients requiring COVID care at our hospitals.

COVID +ve Hospitalizations

Source: MOH SAS



WW COVID +ve Hospitalizations by Vaccination Status(%)

Source: MOH SAS

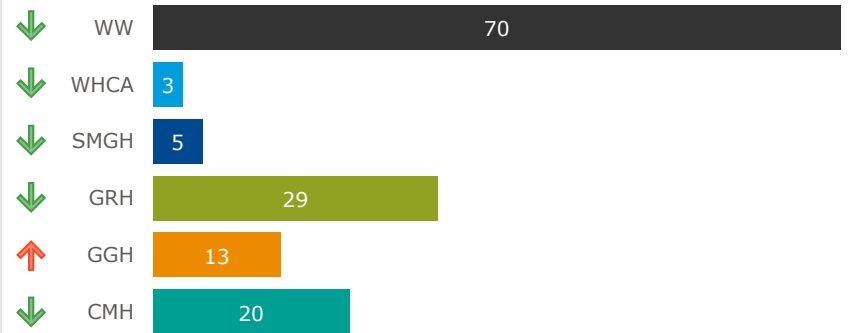


* "Unvaccinated people currently have a 6-fold higher risk of being in the hospital and 12-fold higher risk of being in the ICU compared to people who received 2 or 3 doses of a COVID-19 vaccine."

- Ontario Science Table, Update on COVID-19 Projections, Feb 1, 2022

Current COVID +ve Hospitalizations

Source: Hospital Reporting



Arrows: Compared to last report

Implications of COVID for the workforce

Prevalence of COVID in the community is very high and across all sectors/organizations, and the workforce is being impacted. This section describes the number of staff impacted by COVID (COVID positive, and/or isolating at home due to high-risk contact). It does not reflect additional reasons staff may not be at work.

Staff Impacted by COVID-19⁽³⁾

Source: Hospital Reporting

Includes WW trend from Jan 7 to Feb 18



(1) Incl. open and staffed Med./Surg. beds net of admitted patients waiting in ED or in decant units.

(2) ICU beds are those that are open and staffed.

(3) Staff impacted by COVID (excluding work isolation and other reasons staff may be off)

(4) Surgical cases resumed last week as a % of the same week in F19-20. GRH & WHCA data unavailable.

Refresh Date: 02/18/2022 17:04

For more information please contact the reporting team at reporting@smgh.ca